

Buckinghamshire Integrated Care System

Better Care Fund (BCF) 2019-20 update
Q2 BCF performance update

Jane Bowie, Service Director, CHASC (Communities, Health and Adult Social Care) , Buckinghamshire County Council



Delivery



2019-20 Update

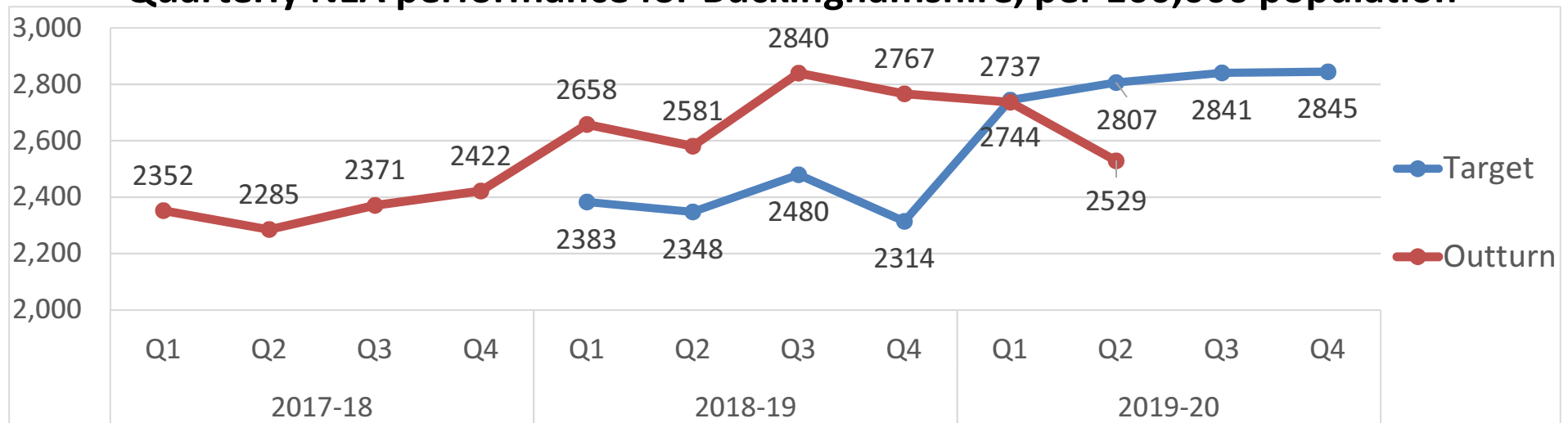
- The BCF 2019-20 plan has been submitted and has been through regional calibration. It is now with NHS England for formal approval in December 2019. This is a year long plan covering up to 31st March 2020.
- The Q2 return has been submitted. There was no Q1 reporting due to the delays in publishing the planning guidance.
- The current position for 2020-2021 is unknown as any announcements are on hold until after the general election. Policy guidance is expected in January 2020 at the earliest.

Better Care Fund Performance July – September 2019

Non-elective admissions (NEAs)

- The 2,807 target for Q2 **was achieved** with performance at 2,529
- The number of NEA is similar to Q2 last year – the downward trend represents typical seasonal demand e.g. fewer falls, warmer weather
- There have been quarterly reductions in NEA since Q3 2018-19
- The system continues to support patients to have their care provided in the most effective setting

Quarterly NEA performance for Buckinghamshire, per 100,000 population

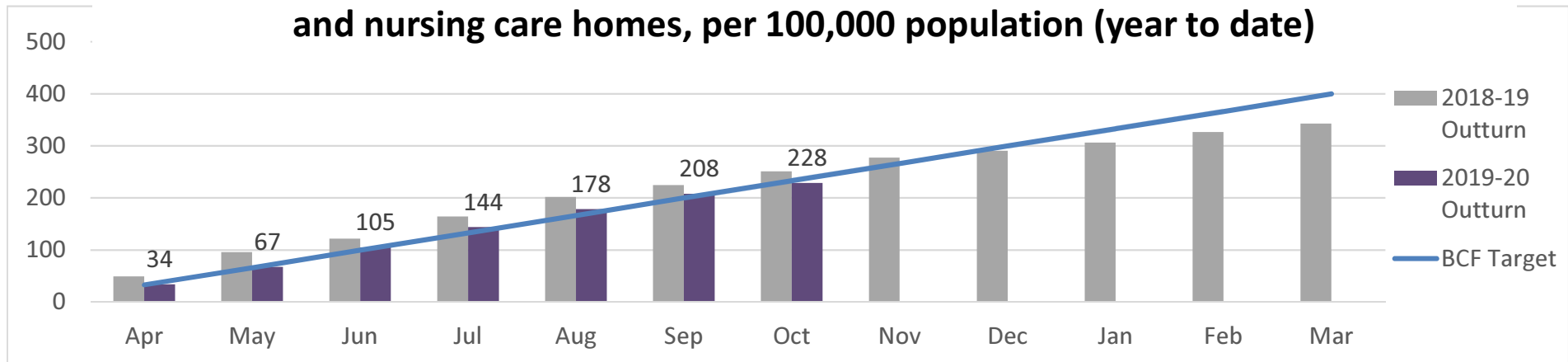


Source: NHS Digital - Secondary Uses Service (SUS)

Admissions to care homes

- The yearly admissions target of 400 is **on track to be met**
- Since April 2018 there has been an average increase of 11% in client’s domiciliary care hours, which equates to almost a 1,000 more hours being commissioned each week. This indicates that clients with more complex needs are living in their own homes.

Long-term support needs of older people (aged 65+) met by admission to residential and nursing care homes, per 100,000 population (year to date)



Source: BCC data (updated since reported to NHS England)

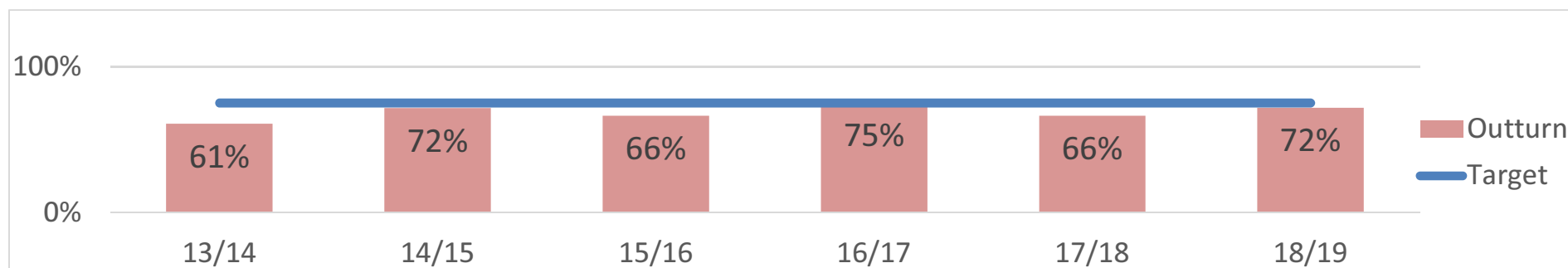
N.B there is movement in these figures due to backdating of records on the Adult Social Care IT system. The 2018/19 Q4 position moved by 16% but still met the end-of-year target

Effectiveness of reablement*

*Data published annually

- The target for 2018-19 of 75% was **not achieved** but was an improvement on 2017-18 performance.
- The proportion of people who's independence has been improved by the BCC reablement service has been variable this year – October's performance was 52% which is **above** the 50% BCC target.
- A therapy based delivery model is being established for the BCC reablement service and a joint remit with Rapid Response Intermediate Care delivered by Bucks Healthcare Trust is currently being developed.

Proportion of older people (65+) who were still at home 91 days after discharge



Source: NHS National Performance Reports (18/19 figure not yet published)

Delayed Transfers of Care (DTCOC)

Overall delays:

- The total number of people delayed in hospital for Buckinghamshire in September was **1,486** compared to 1,643 in August
- This equates to an average of **49.5 people delayed in hospital per day** in September therefore the target of 31.8 was **not met**
- BCF winter pressures funding has been focused on creating capacity to support timely discharge from hospital through additional domiciliary care and access to six intermediate care beds

Month	Total no. of days delayed per month	Change from previous month	Daily Average (target 31.8)
April 2019	1341	↑+46	44.7
May 2019	1201	↓ -140	38.7
June 2019	1327	↑ + 126	44.2
July 2019	1572	↑ + 245	50.7
August 2019	1643	↑ + 71	53.0
Sept 2019	1486	↓ - 157	49.5

Delayed Transfers of Care (DTCOC)

Delays attributable to Adult Social Care (ASC):

- The number of patients delayed in hospital attributable to ASC has decreased from 222 August to 167 in September. **This met** the ASC target of 203 set by BCC.
- The most frequent reason for an ASC delay was reason E – Care Package in Home, accounting for 95 days delayed (57%)
- Buckinghamshire NHS Trust contributed 68 days and Frimley Health NHS Foundation Trust contributed 40 days. Milton Keynes University hospital also contributed 41 days in September

Delays by Trust	No. of days delayed (attributable to ASC)	
	September	Change from previous month
Buckinghamshire Healthcare NHS Trust	68	↓ -19
Milton Keynes University Hospital	41	↑ +30
Frimley Health NHS Foundation Trust	40	↓ -46

Recommendations for the Board

- **To note** the Better Care Fund performance update for Q2 2019/20